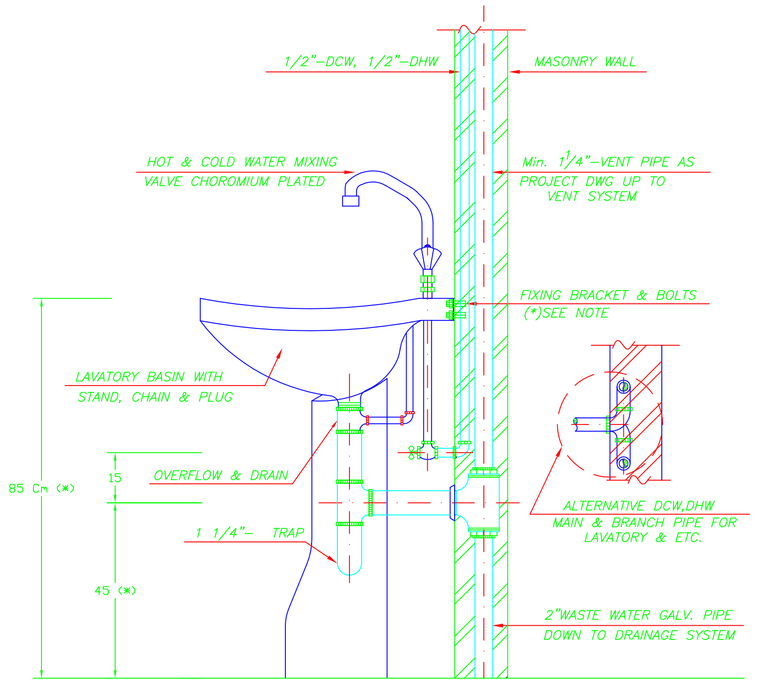

NOTES:

(*) FOR ACTUAL DIMENSION OF LAVATORY STAND & WALL BRACKET SEE MANUFACTURER LEAFLET.

LAVATORY PIPING LAYOUT & IUNSTALLATION DETAIL

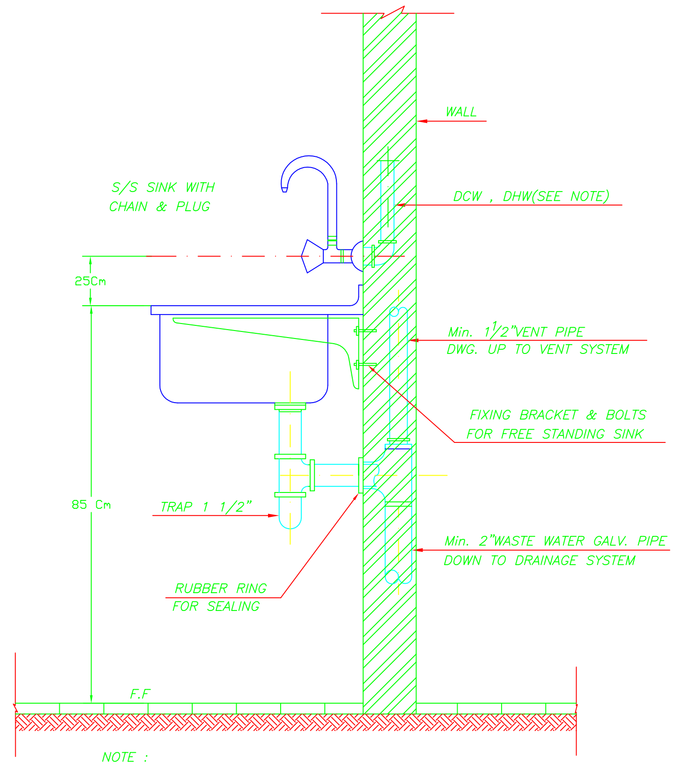

NOTE :

FOR BRANCH PIPES SIZE REFER TO PROJECT DWG.S.

SINK PIPING LAYOUT & INSTALLATION DETAIL

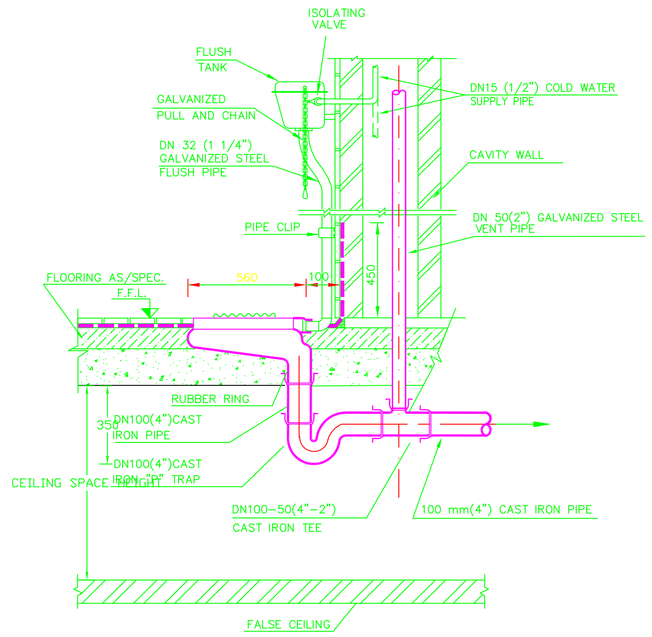

EASTERN WATER CLOSE

(ABOVE GRADE)

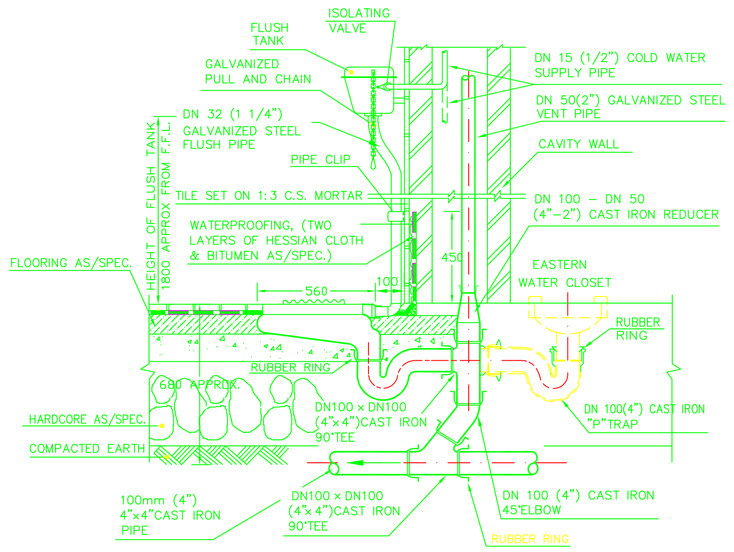

EASTERN WATER CLOST

(GRADE LEVEL)

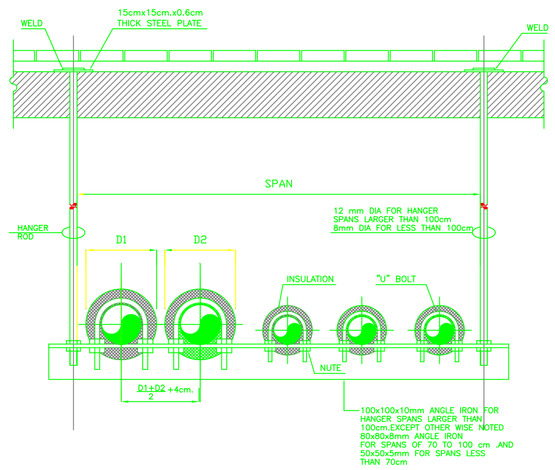

TIRODE HANGERING DETAIL

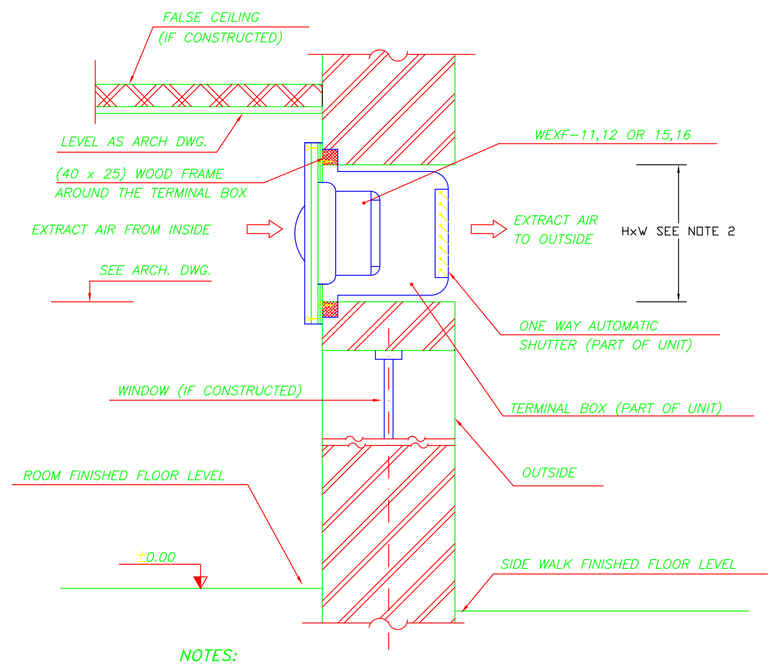

NOTES:

1-THERMINAL BOX SHOULD BE FIXED BY 4 NOS. WOODSCREW NO.6, 3/4"(20 mm) LONG TO THE WOOD FRAMES.

2-FOR WALL MOUNTED EXHAUST FAN DIMENSIONS AND HOLE SIZES THROUGH WALL SEE MANUFACTURER INSTALLATION MANUAL, BOTTOM HEIGHT.

3-FOR UNIT'S SPECIFICATIONS:AND DATA SEE DAS-EN-013.

4-UNIT POWER SUPPLY IS ON/OFF BY ELECT. SWITCH.(SEE ELECT. PROJECT.DRAWING.)

WALL TYPE EXHAUST FAN

AS MUCH AS REQ'D

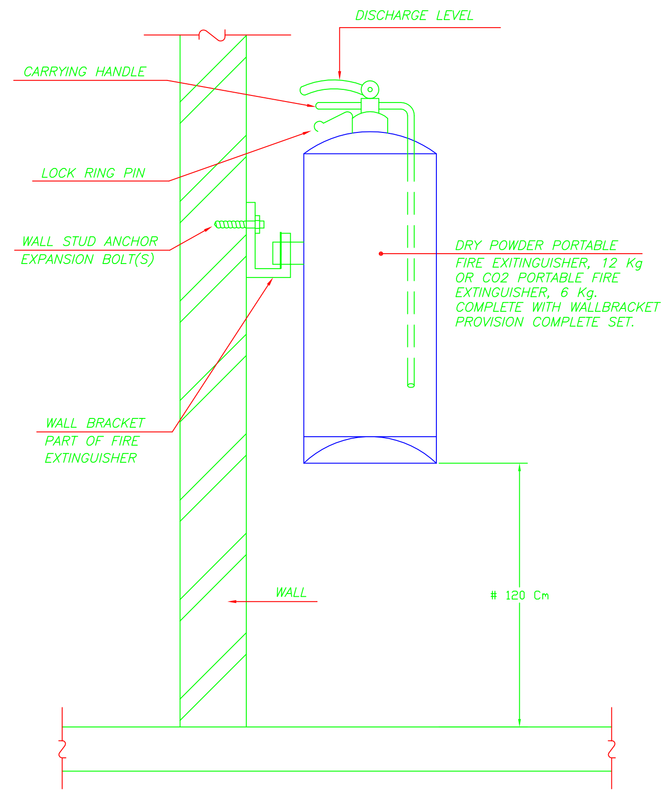

FIRE EXTINGUISHER DETAIL

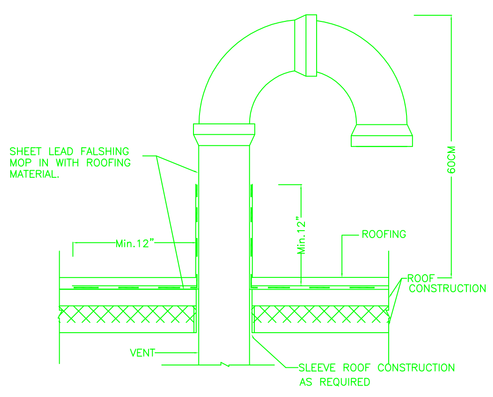

NOTE: MIN. 3 METER AWAY FROM ANY HVAC O.S.A INTAKE

GOOSENECK VENT DETAIL

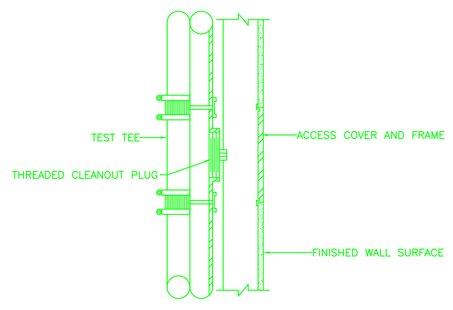

CLEAN OUT DETAIL

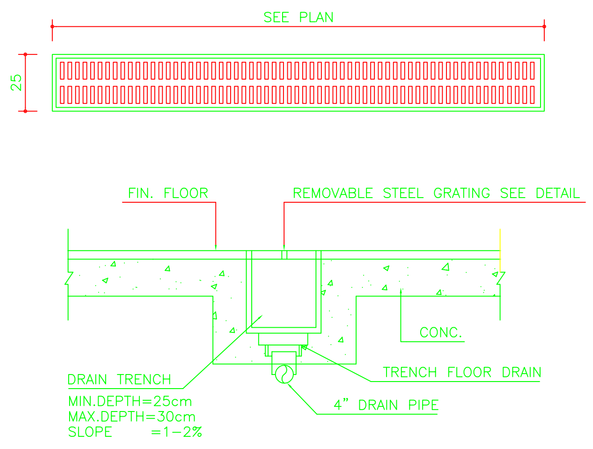

TRENCH DETAIL

SIGN. امضاء	DATE تاریخ	SIGN. امضاء	DATE تاریخ	DESCRIPTION شرح	REVISION تجدید
APPROVED تصویب		CHECKED کنترل			
					PROJECT TITLE عنوان پروژه
		شماره طرح F.PROJ.NO.		CLIENT کارفرما	
		شماره پروژه F.PROJ.NO.			
DATE	SIGN.				
		DESIGN طراح			
		DRAWN ترسیم		DESCRIPTION عنوان نقشه	SCALE مقیاس 1:100
		CHECKED کنترل		پلان جزئیات	
		APPROVED تصویب			
		FIELD رشته	تاسیسات	DRAWING NO. شماره نقشه M-09	UNIT واحد متریک